

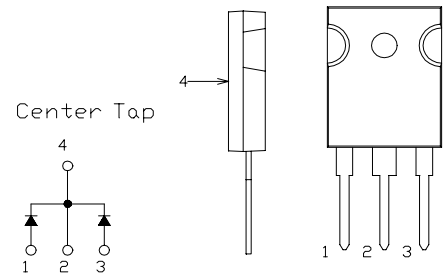
30A 300V 38ns
FRD Type : KCU30A30

OUTLINE DRAWING

For Power Factor Improvement High Frequency Rectification

FEATURES

- * TO-247 Package
- * Dual Diodes – Cathode Common
- * Ultra – Fast Recovery
- * Low Forward Voltage Drop
- * High Surge Capability


Maximum Ratings

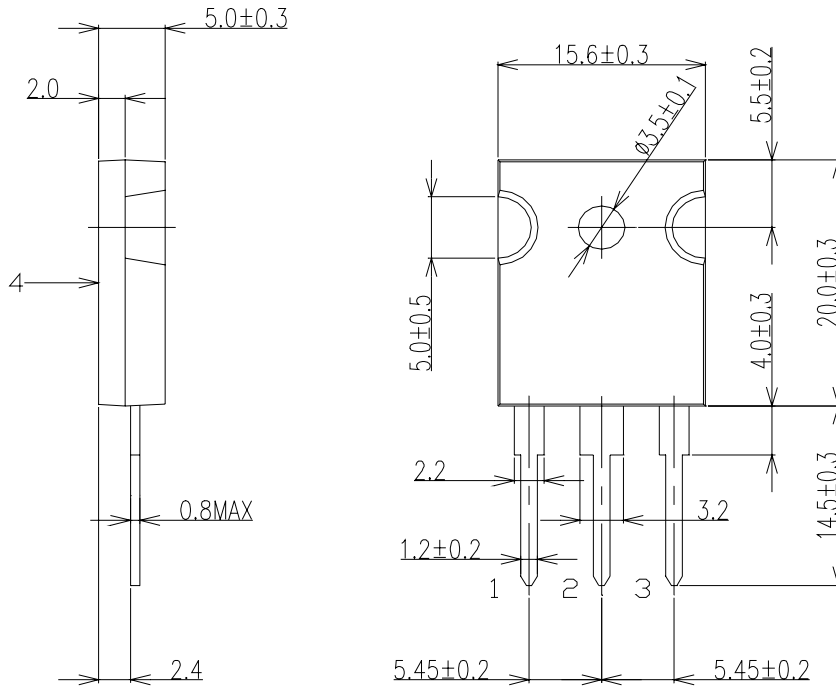
Approx Net Weight:5.55g

Rating	Symbol	KCU30A30		Unit
Repetitive Peak Reverse Voltage	V_{RRM}	300		V
Average Rectified Output Current	I_O	30	$T_c=64^\circ\text{C}$ 50 Hz, Full Sine Wave Resistive Load	A
RMS Forward Current	$I_{F(RMS)}$	33.3		A
Surge Forward Current	I_{FSM}	150	50 Hz Full Sine Wave, 1 cycle Non-repetitive	A
Operating Junction Temperature Range	T_{jw}	- 40 to + 150		$^\circ\text{C}$
Storage Temperature Range	T_{stg}	- 40 to + 150		$^\circ\text{C}$
Mounting torque		0.5	Recommended value	N•m

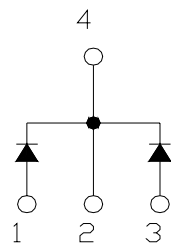
Electrical • Thermal Characteristics

Characteristics	Symbol	Conditions	Min.	Typ.	Max.	Unit
Peak Reverse Current	I_{RM}	$T_j=25^\circ\text{C}, V_{RM}=V_{RRM}$ per Arm	-	-	25	μA
Peak Forward Voltage	V_{FM}	$T_j=25^\circ\text{C}, I_{FM}=15\text{A}$ per Arm	-	1.10	1.30	V
Reverse Recovery Time	t_{rr}	$I_{FM}=10\text{A}$, $-di/dt=50\text{A}/\mu\text{s}$, $T_a=25^\circ\text{C}$	-	26	38	ns
Thermal Resistance	$R_{th(j-c)}$	Junction to Case	-	-	2	$^\circ\text{C}/\text{W}$

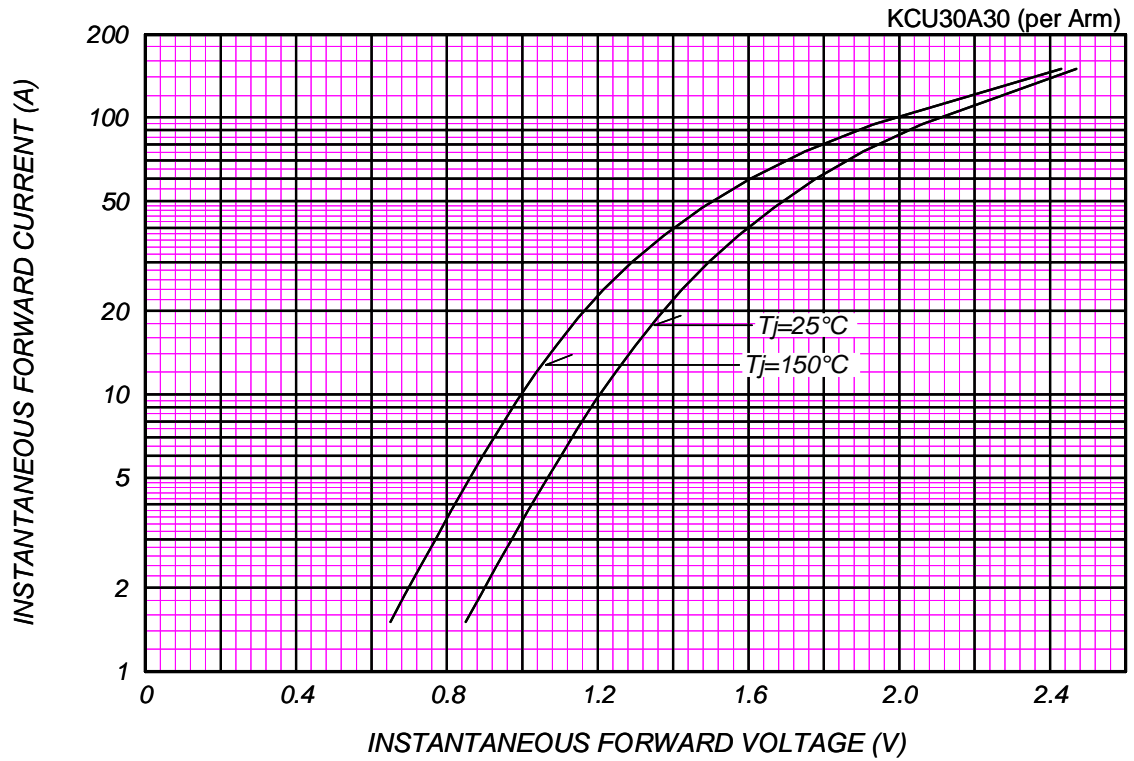
KCU30A30 OUTLINE DRAWING (Dimensions in mm)



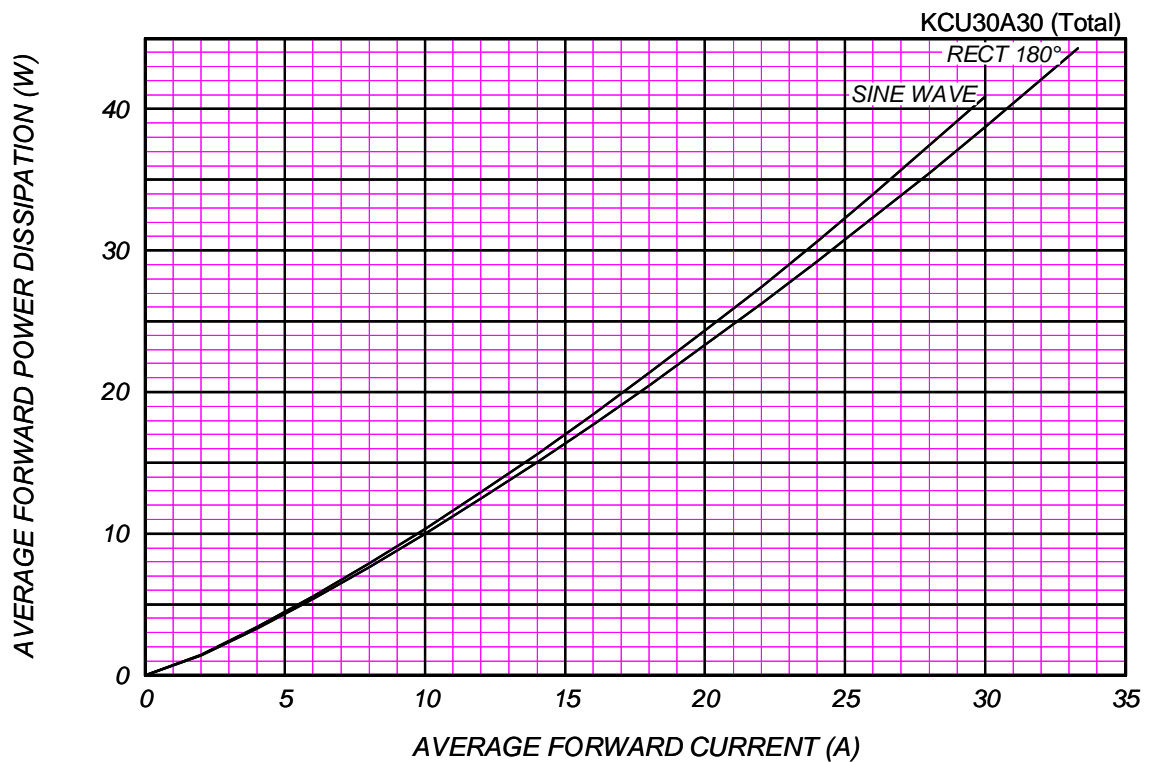
Center Tap

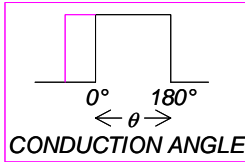


FORWARD CURRENT VS. VOLTAGE



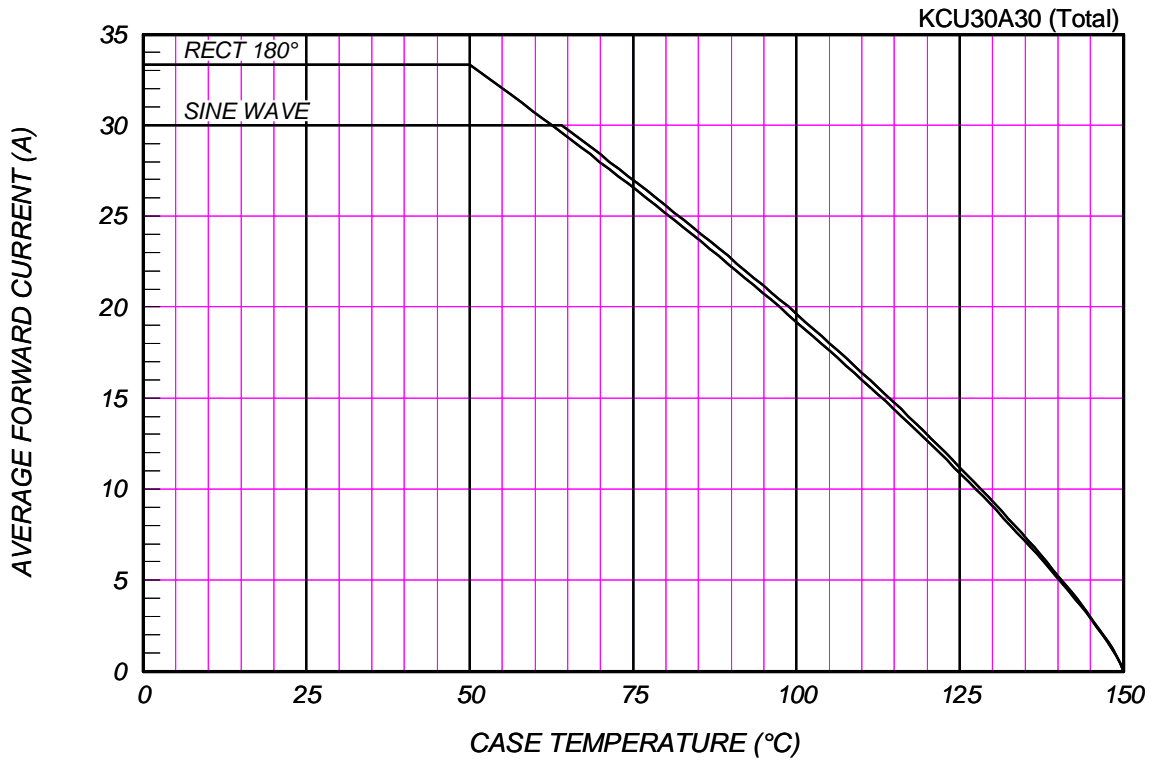
AVERAGE FORWARD POWER DISSIPATION





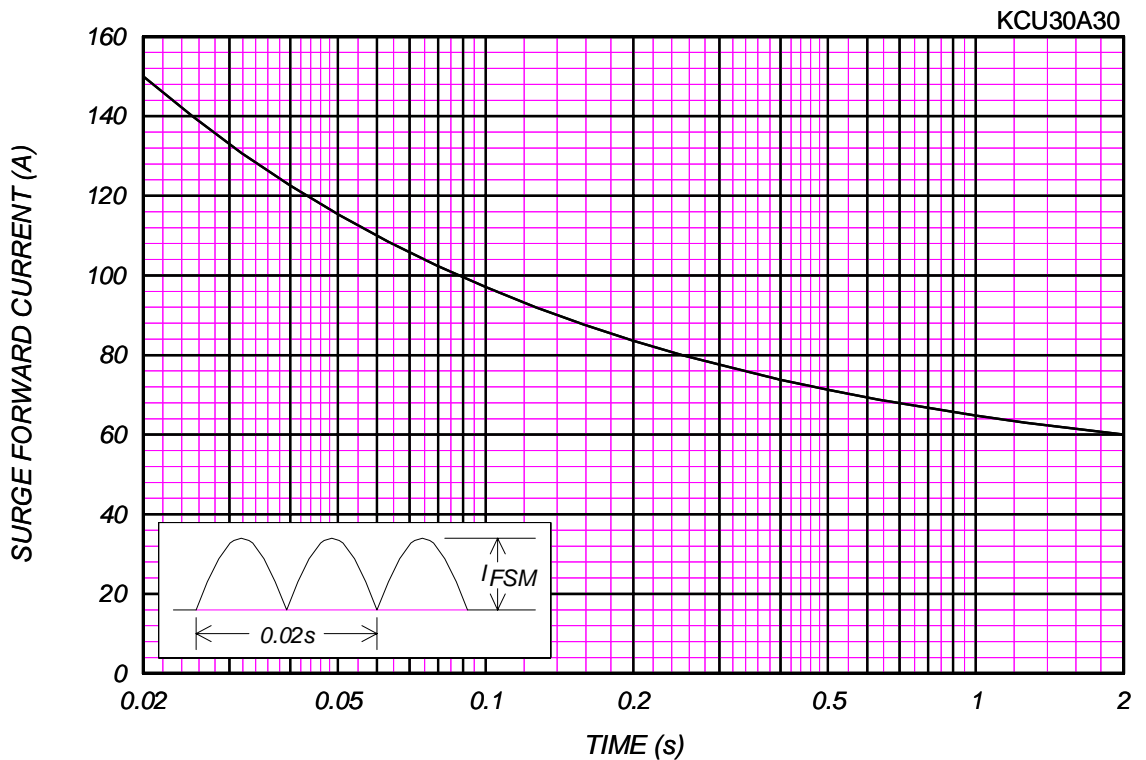
AVERAGE FORWARD CURRENT VS. CASE TEMPERATURE

$V_{RM}=300V$



SURGE CURRENT RATINGS

f=50Hz, Sine Wave, Non-Repetitive, No Load



RMS SURGE CURRENT RATINGS

Ta=40°C, Non-Repetitive, No Load

KCU30A30

